

To suit Nikko

To suit Nikko


**NXA603**

New  
To suit: Hino / Isuzu / Nissan Applications  
Engine: W06E, EH700, J08C

**24 Volt 40 Amp**

Can Use:

Adj. Hole Dia.	Piv. Lug Hole Dia.	Adj. Hole to Piv. Hole	Piv. Lug Length	Length Ft. to Ft.	Pulley Section	Shaft Dia.
M10	13mm	220mm		86mm	88	



**NXA604**

New  
To suit: Isuzu FRR, FSR, FTR  
Engine: 6HEI, 6BG1, SP61

**24 Volt 40 Amp**

Can Use:

Adj. Hole Dia.	Piv. Lug Hole Dia.	Adj. Hole to Piv. Hole	Piv. Lug Length	Length Ft. to Ft.	Pulley Section	Shaft Dia.
13mm	15mm	200mm		72mm	88	




**NXA606**

New  
To suit: Excavator, Forklifts  
Engine: Various  
Red wire is a phase connection

**24 Volt 25 Amp**

Can Use:

Adj. Hole Dia.	Piv. Lug Hole Dia.	Adj. Hole to Piv. Hole	Piv. Lug Length	Length Ft. to Ft.	Pulley Section	Shaft Dia.
M8	10mm	155mm		80mm	A	15mm



**NXA9701**

New  
To suit: Isuzu Applications  
Engine: 6BD1

**24 Volt 30 Amp**

Can Use:

Adj. Hole Dia.	Piv. Lug Hole Dia.	Adj. Hole to Piv. Hole	Piv. Lug Length	Length Ft. to Ft.	Pulley Section	Shaft Dia.
13.0mm	14mm	189mm		72mm	88	




**NXA9702**

New  
To suit: Isuzu FRR  
Engine: 6BD1

**24 Volt 40 Amp**

Can Use:

Adj. Hole Dia.	Piv. Lug Hole Dia.	Adj. Hole to Piv. Hole	Piv. Lug Length	Length Ft. to Ft.	Pulley Section	Shaft Dia.
12mm	14mm	225mm		68mm	88	




**NXA9704**

New  
To suit: Isuzu Applications  
Engine: 6BD1

**24 Volt 40 Amp**

Can Use:

Adj. Hole Dia.	Piv. Lug Hole Dia.	Adj. Hole to Piv. Hole	Piv. Lug Length	Length Ft. to Ft.	Pulley Section	Shaft Dia.



**NXA9705**

New  
To suit: Isuzu Applications  
Engine: 6BD1

**24 Volt 35 Amp**

Can Use:

Adj. Hole Dia.	Piv. Lug Hole Dia.	Adj. Hole to Piv. Hole	Piv. Lug Length	Length Ft. to Ft.	Pulley Section	Shaft Dia.




**NXA9706**

New  
To suit: Isuzu Applications  
Engine: 6BD1

**24 Volt 90 Amp**

Can Use:

Adj. Hole Dia.	Piv. Lug Hole Dia.	Adj. Hole to Piv. Hole	Piv. Lug Length	Length Ft. to Ft.	Pulley Section	Shaft Dia.



**NXA9707**

New  
To suit: Isuzu Applications  
Engine: 6BD1

**24 Volt 40 Amp**

Can Use:

Adj. Hole Dia.	Piv. Lug Hole Dia.	Adj. Hole to Piv. Hole	Piv. Lug Length	Length Ft. to Ft.	Pulley Section	Shaft Dia.



Adj. Hole Dia.	Piv. Lug Hole Dia.	Adj. Hole to Piv. Hole	Piv. Lug Length	Length Ft. to Ft.	Pulley Section	Shaft Dia.